



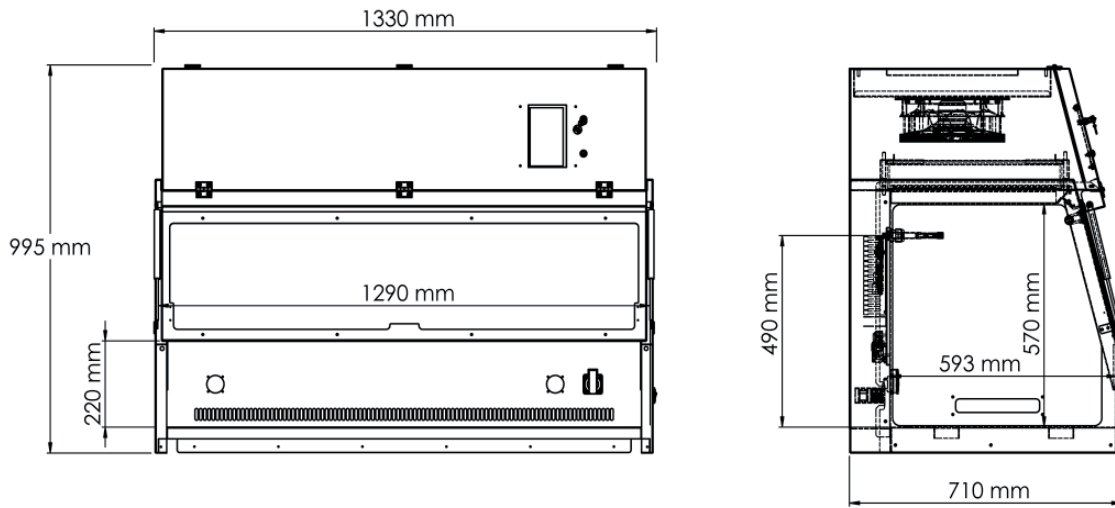
Product datasheet

Loïs

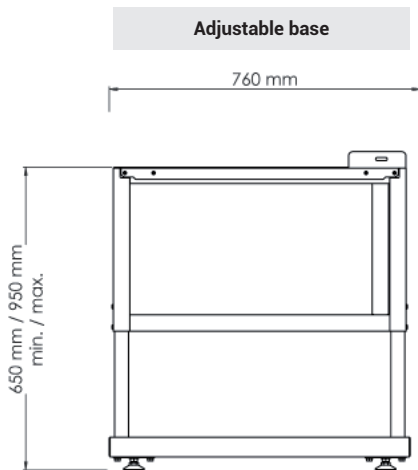
Vertical laminar flow hood



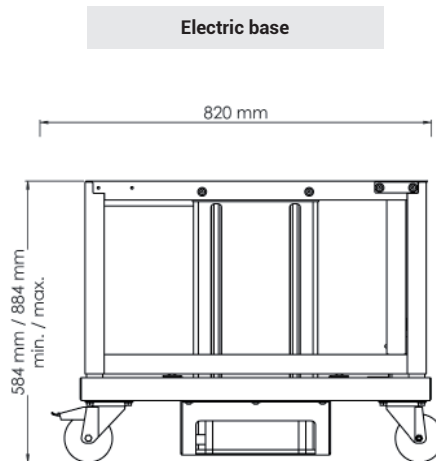
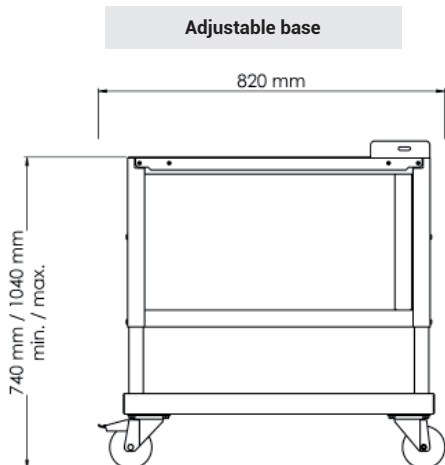
Model Loīs 1200



Base without wheels



Bases with wheels



Dimensions

Model		Lois 900	Lois 1200	Lois 1500	Lois 1800
External	Width (mm)	1025	1330	1635	1940
	Depth (mm)	710			
	Height (mm)	995			
Internal	Width (mm)	985	1290	1595	1900
	Depth (mm)	593			
	Height (mm)	570			

Technical specifications

Model	Lois 900	Lois 1200	Lois 1500	Lois 1800
Standards compliance	Protection provided: ISO Class 5, according to the NF EN ISO 14644 HEPA H14 filters – 99.995% MPPS, according to the EN 1822-1:2019 standard			
Ventilation	EC air flow fan(s)			
Air flow rate – supply	960 m ³ /h	1250 m ³ /h	1540 m ³ /h	1665 m ³ /h
Air flow velocity	Between 0,25 and 0,50 m/s			
Voltage/Frequency	230 V (± 10%) / 50 Hz			
Max. power consumption	450 W	500 W	650 W	700 W
Brightness	> 700 lux			
Frame	White painted steel			
Side and front panels	Transparent PMMA			
Work surface	Brushed 304L stainless steel			
Weight	105 Kg	120 Kg	145 Kg	195 Kg

Equipment

Touch screen	<p>Display of flow velocity, alarms</p> <p>Available applications: calculator, timer connected to the right-hand electrical outlet</p> <p>Hood personalization and operational monitoring: date of installation, date of next service, etc.</p> <p>Compatible with laboratory gloves</p>
Electrical outlets	3 electrical outlets with protective covers
Cable ports	2 cable ports on each side of the hood – 7 inlets: Ø8 mm x6, Ø12 mm x1
Internal lighting	LED lighting >750 lx/4000K – Brightness adjustable via touch screen
Anemometer	<p>Indicator – workspace air velocity alarm</p> <p>Flow control to automatically compensate for clogging of the air flow filter</p>

Options

Adjustable base, with or without wheels	<p>White painted steel</p> <p>Working positions spaced 2.5 cm apart can be set at installation</p> <p>Front wheels fitted with brakes</p>
Electric base, with wheels	<p>White painted steel</p> <p>Maximum travel distance of 35 cm – 3 saveable working positions</p> <p>Front wheels fitted with brakes</p>
Electrical outlet	1 additional electrical outlet (or max. 4)
Gas, vacuum tap	Fitted to one side of the workspace
UV decontamination	<p>Cycle time programmable via touch screen</p> <p>Display of total UV decontamination time for replacement of used tubes</p>
Front closing panel stored under the work surface	Transparent PMMA panel allowing the workstation to be obstructed during a UV cycle

Checks

Standard qualification at installation	<p>Horizontal flow mapping</p> <p>Particle counting</p> <p>Alarm checks</p> <p>Mechanical checks</p> <p>Electrical checks</p>	
IQ/OQ qualification at installation	<p>IQ – Installation qualification:</p> <p>Document verification</p> <p>Checking components and compliance with specifications</p> <p>Checking the touch screen</p> <p>Checking electrical installation</p> <p>Management of non-compliances</p>	<p>OQ – Operational qualification:</p> <p>Tests of commands, signals and alarms</p> <p>Checking flow velocity in the workspace</p> <p>Checking clean air class</p> <p>Air flow absolute filter integrity</p>



The Erlab Research and Development laboratory

About Erlab

Since 1968, Erlab has been a specialist, inventor and world leader in ductless, zero-emission filtering fume hoods for laboratories to provide total safety in chemical handling.

Today, Erlab is expanding its offer. The company designs, manufactures and markets protective equipment against the risks of biological contamination, mainly in the fields of health, research, industry, etc...

1 Standards

Erlab's biological devices comply strictly with current standards.

NF EN 12469:2000	Biotechnology - Performance criteria for microbiological safety cabinets
NF EN ISO 14644-1:2015	Cleanrooms and associated controlled environments - Part 1: classification of particulate air cleanliness
NF EN 1822-1:2019	High-efficiency air filters (HEPA and ULPA) - Part 1: Classification, performance testing and marking
ISO 10648-2 :1994	Containment hoods. Part 2: Classification according to leak tightness and associated inspection methods

2 R&D department

Erlab and its engineers have acquired in-depth knowledge of products, biomedical constraints and applicable standards. Erlab is able to develop a range of products in line with market expectations and offer customised solutions that are truly tailored to the needs of laboratories.

3 Our Expertise

Erlab offers customised solutions for all non-standard industrial applications. Its technical expertise enables it to meet all protection requirements, including the most complex, particularly in the field of isototechnology.

4 Our Technology

Touchscreen	For easy control of your appliances!
Twist & Clean» device	For easy cleaning of the front glass of the PSM Solis!
H2O2 bio-decontamination	For effective decontamination of the PSM Solis work volume!
Inverter	To keep the PSM running in the event of a power cut, in complete safety!
Voice control	For easy operation of the PSM Solis's electric front window!

5 The maintenance

Erlab can offer you a preventive and/or corrective maintenance contract. Erlab's technicians will carry out maintenance on your equipment. The aim is to check the general condition of the equipment and, above all, to check the operating parameters, which guarantee the effectiveness of the protection.

Lois 8112_V1 - 18/10/2023 - Erlab France - Technical data are not contractual. Erlab reserves the right to modify the present document without prior notice.

France
+33 (0) 2 32 09 55 80 ventes@erlab.net

Germany
0800 330 47 31 export.north@erlab.net

United Kingdom
+44 (0) 1722 341 940 export.north@erlab.net

Italy
+39 (0) 2 89 00 771 export.south@erlab.net

Spain
+34 936 732 474 export.south@erlab.net



www.erlab-noroit.com

ecosystem